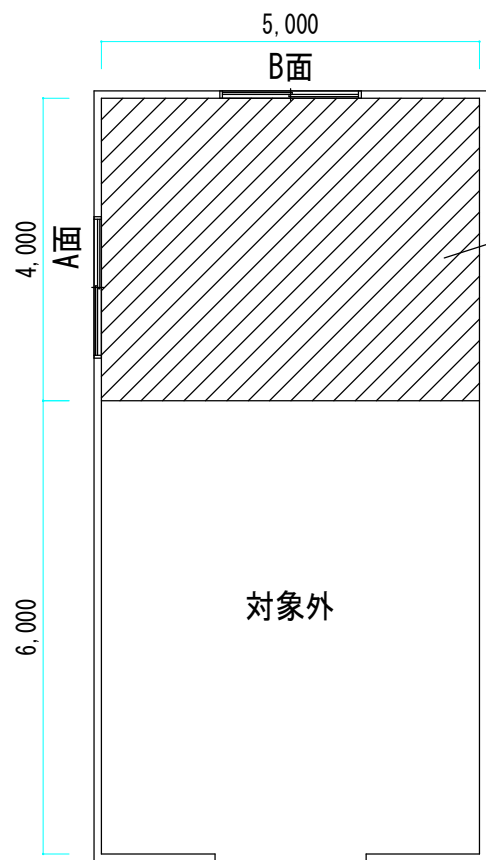
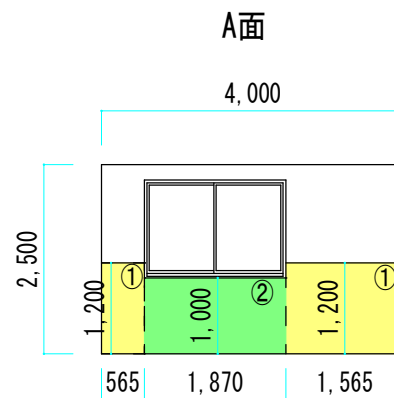


# (算出例) 県産材対象床・壁面積



県産材使用  
対象床面積  
 $4.0 \times 5.0 = 20.0\text{m}^2$  —— (ア)

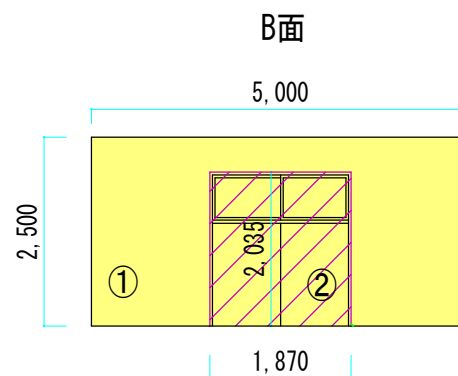


A面对象壁面積

$$\textcircled{1} = (0.565 + 1.565) \times 1.2 = 2.56\text{m}^2$$

$$\textcircled{2} = 1.87 \times 1.0 = 1.87\text{m}^2$$

$$\textcircled{1} + \textcircled{2} = 2.56 + 1.87 = 4.43\text{m}^2 \quad \text{—— (イ)}$$



B面对象壁面積

$$\textcircled{1} = 5.0 \times 2.5 = 12.50\text{m}^2$$

$$\textcircled{2} = 1.87 \times 2.035 = 3.81\text{m}^2$$

$$\textcircled{1} - \textcircled{2} = 12.50 - 3.81 = 8.69\text{m}^2 \quad \text{—— (ウ)}$$

合計対象面積

$$\text{(ア)} + \text{(イ)} + \text{(ウ)} = 20.0 + 4.43 + 8.69 = 33.12\text{m}^2$$

$$\approx 33.1\text{m}^2$$